



Callimachus

Enterprise

Getting Started for

Application

Developers



Callimachus Enterprise

Do you have the information you need, presented in the way you want it to be? If not, Callimachus Enterprise is for you!

Callimachus Enterprise is the easiest way to access, integrate and visualize public and private data.

Making Callimachus Applications

This presentation will help you to:

- find documentation
- install a sample app
- modify a sample app
- get support

Documentation

[Web Developers Guide](#)

- Callimachus resources
- Account management
- Authentication
- Developing applications

It might also help you to view the presentations aimed at system administrators and end users.

This presentation presumes that you can **log in** and have set up a **user profile**.

Install a Sample App

- To get started developing Callimachus applications, first install a sample app. We will use the “meeting notes” application:
 - Read the [Tutorial](#)
 - Download the [Callimachus ARchive \(CAR\) file](#)

Install a Sample App

- **Start by making a new folder** to contain the meeting notes application.
- You can make a new folder by navigating to the home folder using the main menu or by selecting the Create button on your user profile page and selecting “Folder”.

Create



david / Notes

File	Updated	Readers	Subscribers	Contributors	Editors	A
------	---------	---------	-------------	--------------	---------	---

Showing results 0 of 0

- Home folder
- Recent changes

- My Documents
- Browse Profiles

- About Callimachus
- Getting started
- Send feedback


- Help
- Export folder contents
- Import folder contents**

- What links here
- Related changes
- Permissions
- Introspect resource
- Print this page














- david
- Sign out

You will import the meeting notes CAR file into your new folder.

Select "Import folder contents" from the main menu and upload the CAR file.

Create 

david / Notes

File	Updated	Readers	Subscribers	Contributors	Editors	Administrators
 topic state	16:23	public system	everyone		staff	admin
 Journal	16:23	users			staff	admin
 Note	16:23	users			staff	admin
 Topic	16:23	users				admin
 journal create	16:23	public				admin
 journal edit	16:23	public				
 journal view	16:23	public				
 note create	16:23	public				
 note edit	16:23	public				
 note view	16:23	public				
 topic create	16:23	public				
 topic edit	16:23	public				
 topic view	16:23	public				

Showing results 13 of 13

The meeting notes CAR file expands its contents into your folder, including any subfolders.

You could create a new Article or HTML page in this folder and edit the folder (by selecting the Edit tab) to assign the page as an "index target" for this folder. An index page shows in place of the folder contents, as in Apache.

Journal

Collection of team's meeting notes

Templates

- [journal create](#)
- [journal view](#)
- [journal edit](#)

Navigate to the Journal entry in your folder. The Journal entry is an RDFS Class.

Select "Create a new Journal" from the main menu.

Save As...

Name

Create



david / Notes

File

topic state

Journal

Note

Topic

journal create

journal edit

journal view

note create

note edit

note view

16:23

Give your new Journal a name and save it into your folder.

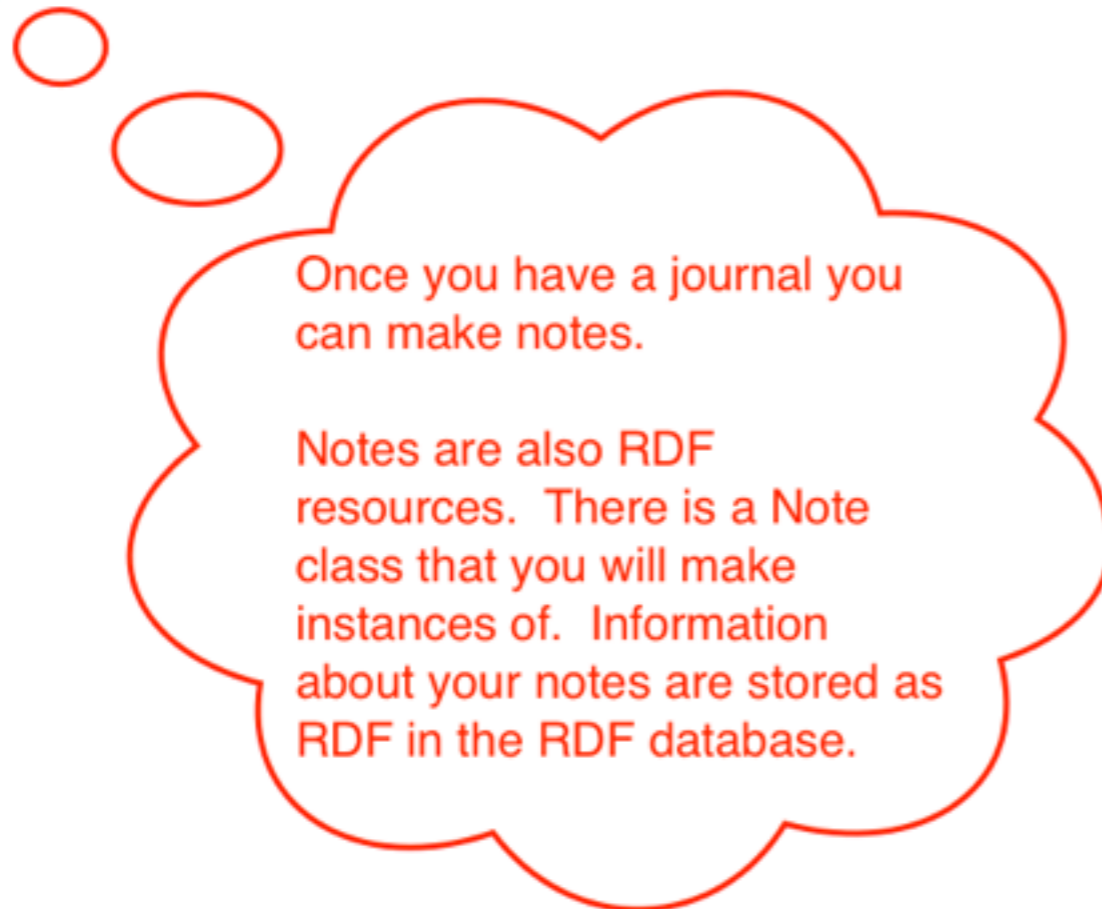
Your journal will become an instance of the RDFS Class of Journal. The RDF data will be saved in Callimachus' RDF database.


Save

Cancel

My Journal

[Create a new note](#)



 **David Wood**
david

United States
http://about.me/david_wood
 3 Round Stones Inc
 david@3roundstones.com

Callimachus Linked Data Virginia

Documents [Upload](#)

Notes

callimachus tutorial workflow 20140206

elsevier linked c

The meeting notes application appears on your profile, just like a file.

You can use folders to hold both applications and hierarchies of documents.

What's Next?

Explore! Some suggestions:

- Finish reading the meeting notes tutorial
- Read about Callimachus templates in the Web Developers Guide. The meeting notes application uses create, view and edit templates for Journals, Notes and Topics.
- Add an index target for your folder. Use it to introduce your application and expose links to make note creation easy.

Getting Support

- You can open a support ticket by sending email to support@3roundstones.com
- Urgent requests can be made by calling 3 Round Stones at **+1.877.290.2127**. Please note that we are located in the U.S. Eastern timezone.